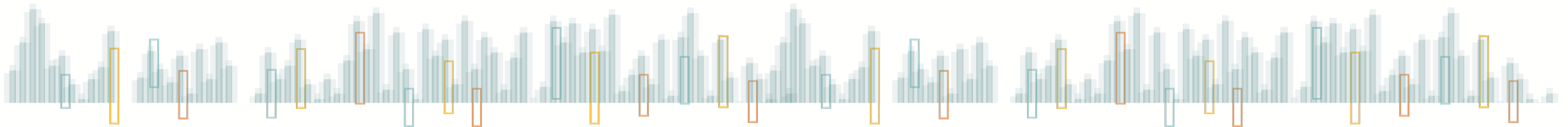




DHM Panel Oregon – Gender Identity

May 2023

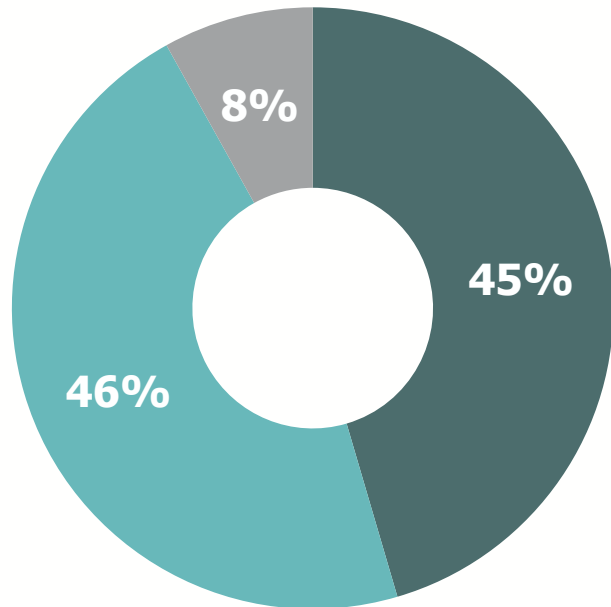


Key takeaways

- Oregonians are split on whether gender is determined by sex at birth, and they lean toward saying society has gone too far in accepting people who are transgender.
- There is overwhelming support for policies that protect transgender people from discrimination in jobs.
- Oregonians think transgender athletes should participate on sports teams that reflect their assigned sex at birth. There is less agreement on whether or not trans people should use public bathrooms that reflect the sex they were assigned at birth.
- Oregonians think it should be illegal for health professionals to provide someone younger than 18 with medical care for a gender transition, but don't think parents of transgender children who help them seek medical care for a transition should be investigated for child abuse. People are split on whether or not it should be illegal to teach about gender identity in elementary schools.
- Oregonians slightly lean toward opposing requiring health insurance companies to cover medical care for gender transitions. These numbers are similar both for private companies and for the Oregon Health Plan specifically.

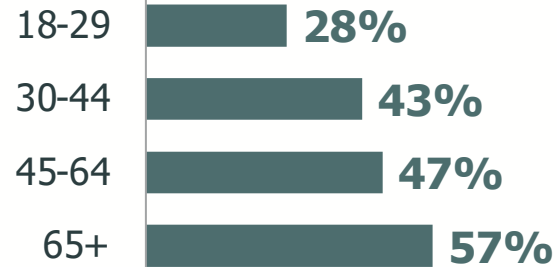
Oregonians are split on whether or not gender is determined by sex assigned at birth, but there are some difference across demographics.

Whether someone is a man or a woman is determined by the sex they were assigned at birth



Someone can be a man or a woman even if that is different from the sex they were assigned at birth

AGE



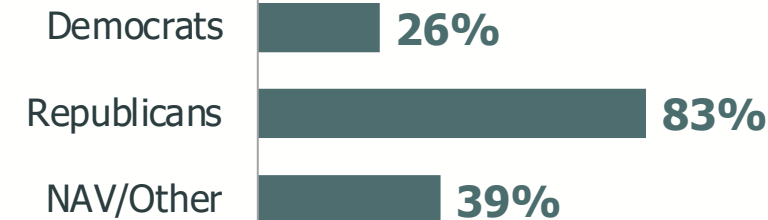
GENDER



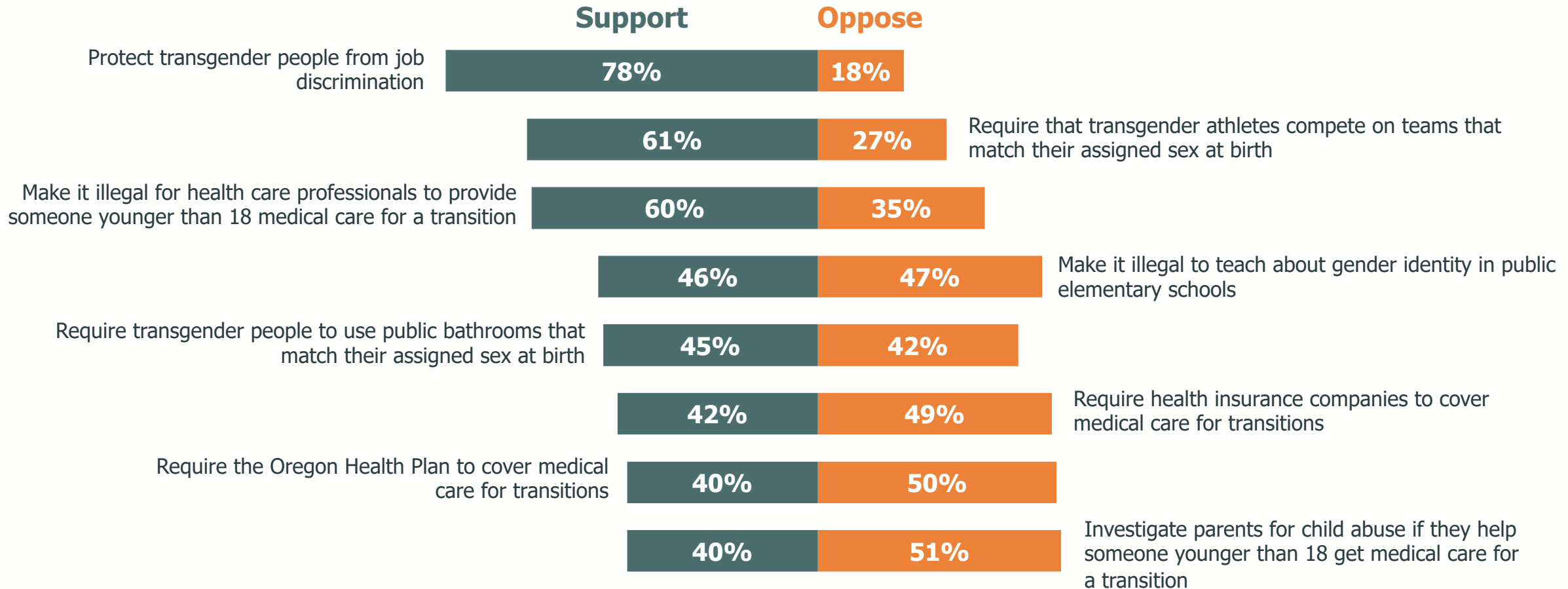
AREA



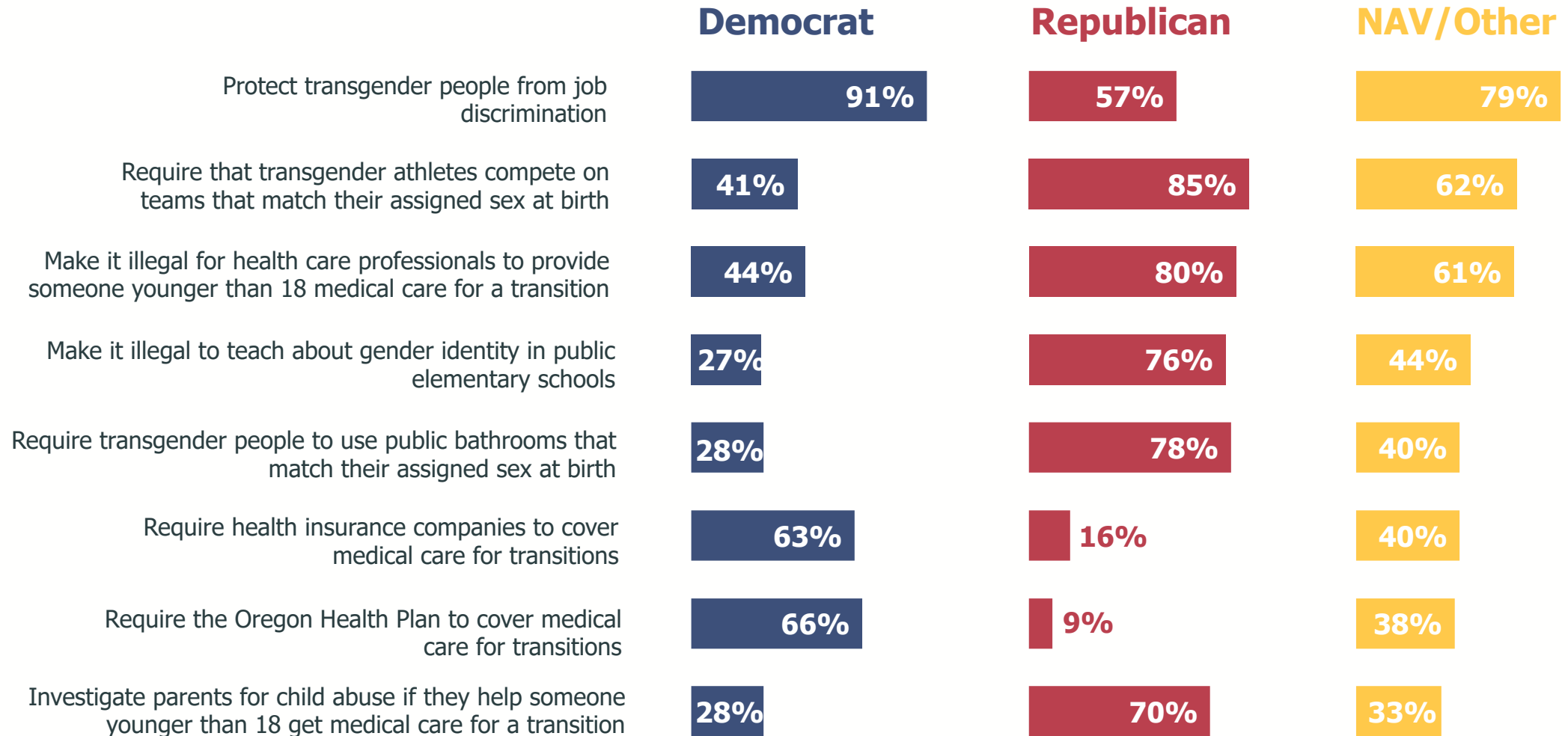
PARTY



Oregonians are divided on policies related to transgender issues.



There are some differences in support for different policies along party lines.



Methodology

- Online survey of N=500 Oregon voters
- Conducted April 24-30, 2023
- Quotas were set by various demographics, and the data were weighted by area of the state, age, gender, race, education and party
- Margin of error $\pm 4.4\%$
- Due to rounding, some totals may differ by ± 1 from the sum of separate responses.
- The questions in this survey match language used in a 2022 Pew Research study of Americans. Those results can be found here:
<https://www.pewresearch.org/social-trends/2022/06/28/americans-complex-views-on-gender-identity-and-transgender-issues/>



Naama Friedman
nfriedman@dhmresearch.com

